



Kalmar Werkstätten

Kalmar Werkstätten believes that producing great design demands flawless execution. Our company is founded on Austria's rich craftsmanship tradition and, in collaboration with today's noteworthy designers, we propel it into the future. Imagination, skill, and quality infuse every step of our work.

Indeed, at Kalmar Werkstätten, craftsmanship is not an excuse for gratuitous material selection or ornamentation. Our products are **pared to the essence—sleek in geometry and delicate in their proportions. And by creating these forms in soulful, meticulously fabricated materials, we infuse rigorous minimalism with warmth and humanity.**

This approach produces a remarkably versatile lighting object. Kalmar Werkstätten's strong design language may command attention. Our table and floor lamps, pendants, and sconces may also blend in discreetly and effortlessly. While this effect changes according to the interior, in every space our products invite use with beautiful illumination, tactile finishes, and honest construction.

Stripped of ornament and legibly fabricated, Kalmar's Werkbund-era luminaires feel particularly relevant to 21st-century conditions. **In 2009 we launched Kalmar Werkstätten to identify the most relevant works from the Kalmar archives, to once again share with the world.** As co-creative directors, Garth Roberts and Nicolo Taliani subsequently reinterpreted the best Werkbund schemes for today's residential and commercial interiors.

Today Roberts helms Kalmar Werkstätten singularly, conceiving new designs that make reference to Kalmar's rich past while anticipating the social and cultural trends that will shape future interiors. He also champions our philosophy of revering materials: **Whether common or opulent, every material serves a unique purpose and conveys special emotional meaning.** Roberts chooses materials for both function and character, and our master craftsmen handle those selections with intense care.

Based on our ongoing efforts, Kalmar Werkstätten lighting today is as classic as it is contemporary. By stewarding a specific regional legacy of creativity, we are shaping a new legacy for design.

Kalmar Since 1881

For 130 years architects and design professionals have sought Kalmar to produce bespoke lighting. Thanks to namesake Julius August Kalmar's values of design and fabrication excellence, almost immediately after the company's 1881 launch it presented celebrated custom cast-bronze works at Gewerbe Ausstellung Wien, in 1888, and the World's Columbian Exposition in 1893.

Julius Theodor Kalmar took the business in a new direction. A student at the Vienna school of applied arts under **Josef Hoffmann**, the founder's son introduced Kalmar to the most progressive movements in decorative arts. By 1925 he was selling designs in Josef Frank and Oskar Wlach's influential avant-garde furnishings shop Haus und Garten. Six years later, Kalmar was making luminaires based solely on Austrian Werkbund schemes.

As an advocate of burgeoning modernism and an exemplar of collaboration and quality, Kalmar played a significant role in this era of design. The company realized lighting concepts for Werkbund members like **Frank and Wlach, Clemens Holzmeister, Oswald Haerdtl, Ernst Plischke, and Oskar Strnad.** Installations in its Stock Exchange, Opera, and Burgtheater made Kalmar synonymous with a new Viennese aesthetic, generally a marriage of industry and handcraft that was stripped of ornament, reverent toward materials, and honest about construction.

Moving beyond a view of its lighting as humble fixtures intended as background, in the 1960's Kalmar began producing decorative glass objects of many scales, which increased demand for the company's products exponentially. In the early 1990's, fourth generation owner **Thomas Calice returned Kalmar to its bespoke roots** and ceased production of stock inventory.

Through Calice's leadership Kalmar's renown continues to expand. In this period it has installed myriad chandeliers and other custom luminaires, in a variety of meticulously executed styles, in international landmarks that include the presidential palace of the **Kremlin, Tretyakov State Gallery, Shanghai Grand Theater, Hotel Okura Tokio and the Leows Miami Beach Hotel.**

Floor Lamps

Billy BL	1
Billy BL Ilse Crawford Edition	5
Fliegenbein BL	8
Dreistelz	13
Dornstab I Dornstab 18	17
Egon	20
Hase BL	22
Kilo BL	25

Standing Lamps

Fliegenbein SL	29
----------------	----

Table Lamps

Billy TL	34
Billy TL Ilse Crawford Edition	38
Fliegenbein TL	41
Hase TL	46
Kilo TL	49
Kilo TL Emperador Limited Edition	53
Kilo TL Nero Portoro Limited Edition	55

Wall Lamps

Billy WL	58
Keule WL	62
Krems	65
Reibe	68
Zweig	70

Pendants

Admont	75
Admont 6	78
Holzstern	82
Hallstatt	84
Billy DL	86
Billy HL	90
Spinne 35	94
Spinne	99
Fliegenbein PL	106
Fliegenbein HL	109
Posthorn	112
Corona	115
Mexiko	117
Keule 1	120
Keule 2	122
Keule 5	124
Zug	126
Zylinderzug	128

KALMAR®
WERKSTÄTTEN



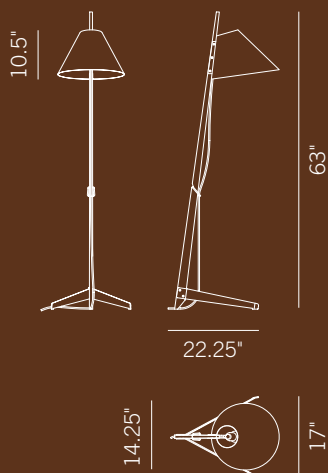
Billy BL



Billy BL Floor Lamp

Billy proves that utilitarian design—the honest construction of simple materials—can both reflect an industrial heritage and perfectly accent a domestic environment. The floor lamp comprises four matt-lacquer metal pieces projecting from an oak stem, which is unstained but finished in a clear protective coating.

DIMENSIONS



MATERIAL OPTIONS

Wood | Metal

Oak | Green, Yellow, Light Blue, Black, White

Shade

Metal

Cable

Wheat Color Textile

Electrical Specifications

1 × E26 60 W*

Weight

8 lb.

*all electrical parts are UL recognized components

©2017 These designs are the exclusive property of J.T. Kalmar GmbH and may not be copied or adapted for this or any other use without express written permission



Oak | Black



Oak | Light Blue



Oak | Yellow



Oak | White





KALMAR®
WERKSTÄTTEN

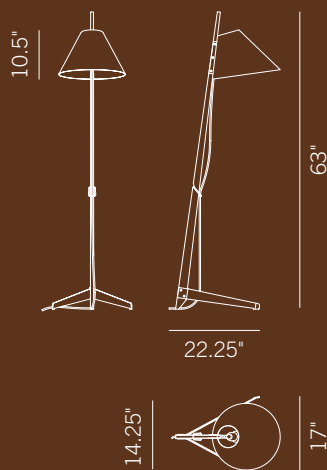
Billy BL Ilse Crawford Edition



Billy BL Floor Lamp Ilse Crawford Edition

Billy BL Ilse Crawford Edition was re-created by London-based designer Ilse Crawford for Kalmar Werkstätten. Crawford adds sophistication, humility and warmth to the utilitarian design of the floor lamp. In the variation, a rosewood stem standing on satin-brass feet replaces the unstained oak and colored lacquer of the original. The lampshade features a duotone finish, matte black exterior with satin brass interior, creating an ambient feel. Like its table version, Billy BL highlights both industrial and anthropomorphic qualities.

DIMENSIONS



MATERIAL OPTIONS

Wood | Metal

Rosewood | Brass and Matt Black Lacquered

Shade

Metal

Cable

Black Color Textile

Electrical Specifications

1 x E26 60 W*

Weight

8 lb.

*all electrical parts are UL recognized components

©2017 These designs are the exclusive property of J.T. Kalmar GmbH and may not be copied or adapted for this or any other use without express written permission



KALMAR®
WERKSTÄTTEN



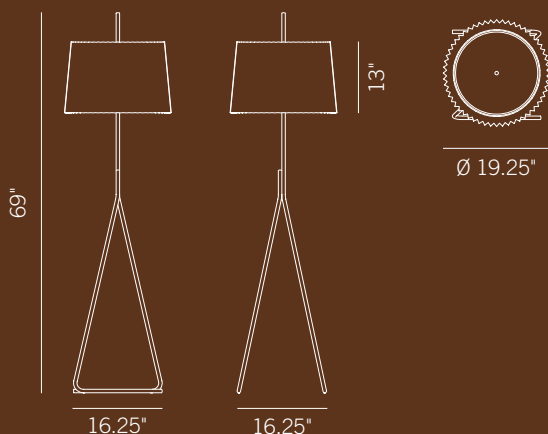
Fliegenbein BL



Fliegenbein BL Floor Lamp

Julius T. Kalmar originally conceived the floor lamp Fliegenbein in 1957, as a pairing of slender and voluminous shapes that complement any modern living environment. The freestanding armature comprises two bent metal tubes that merge into a single shaft, and a pleated silken shade suspends near the top of this column. Three matte finishes accentuate the shape of the legs, which also feature Kalmar Werkstätten's signature wheat-colored electrical cord.

DIMENSIONS



MATERIAL OPTIONS

Metal
Brown, Dark Grey, Light Grey

Shade
Silken Pleated

Cable
Wheat Color Textile

Electrical Specifications
3 × E26 40W*

Weight
12 lb.

*all electrical parts are UL recognized components

©2017 These designs are the exclusive property of J.T. Kalmar GmbH and may not be copied or adapted for this or any other use without express written permission









KALMAR®
WERKSTÄTTEN

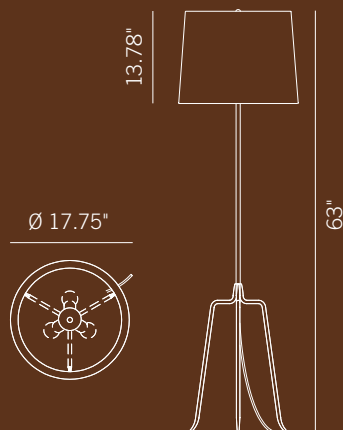
Dreistelz



Dreistelz Floor Lamp

J.T. Kalmar conceived Dreistelz as the freestanding counterpart to his line of suspended luminaires: Slim tubing rests atop an organic tripod of legs, and it is fitted with a slightly oversize natural-silk shade. Confident in Dreistelz's chameleon-like ability to complement and elevate any modern living environment, Kalmar finished the floor lamp in polished nickel and in polished brass. It also features the proprietary black cord that identifies the Kalmar Werkstätten brand.

DIMENSIONS



MATERIAL OPTIONS

Metal

Polished Nickel
Polished Brass

Shade

Silk

Cable

Black Color Textile

Electrical Specifications

3 × E26 40W*

Weight

9.5 lb.

*all electrical parts are UL recognized components

©2017 These designs are the exclusive property of J.T. Kalmar GmbH and may not be copied or adapted for this or any other use without express written permission







KALMAR®
WERKSTÄTTEN

Dornstab | Dornstab 18



Rosewood | Black Bronze with Highlighted Edges*



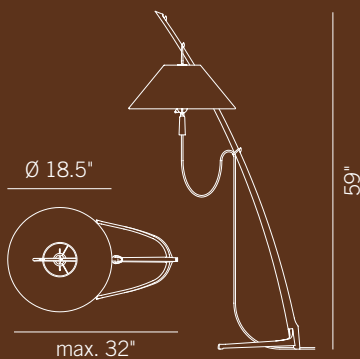
Rosewood | Black Bronze with Highlighted Edges*

Dornstab | Dornstab 18

This freestanding luminaire from 1947 exemplifies Wiener Werkbund criteria. By threading the saber-shaped stand through the lamp shade, designers J.T. Kalmar and A. Pöll melded form as well as function—the stand allows the lamp shade to be positioned at three different, reader-friendly heights. The hardwood stand and handle may be left in a natural state with a protective oil or wax coating. The base reflects the lightness of the floor lamp as a whole; all metal parts can be finished in black bronze or polished brass.

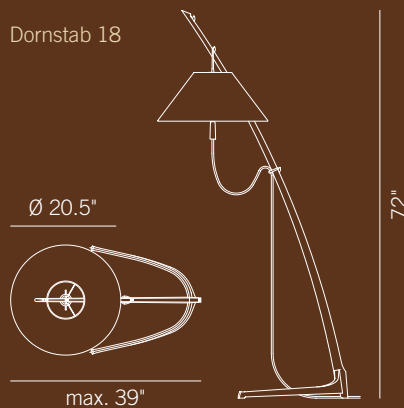
DIMENSIONS

Dornstab



DIMENSIONS

Dornstab 18



MATERIAL OPTIONS

Wood | Metal

- Rosewood | Black Bronze with Highlighted Edges*
- Wenge | Black Bronze with Highlighted Edges
- Oak | Black Bronze with Highlighted Edges
- Oak | Polished Brass*

Shade

Silk

Cable

Black Color Textile | Wheat Color Textile

Electrical Specifications

1 x E26 60 W**

Weight

Dornstab: 11 lb. | Dornstab 18: 19 lb.

*not available in Dornstab 18

**all electrical parts are UL recognized components

©2017 These designs are the exclusive property of J.T. Kalmar GmbH and may not be copied or adapted for this or any other use without express written permission



Rosewood | Black Bronze with Highlighted Edges*
*not available in Dornstab 18



Wenge | Black Bronze with Highlighted Edges



Oak | Black Bronze with Highlighted Edges



Oak | Polished Brass*
*not available in Dornstab 18

KALMAR®
WERKSTÄTTEN



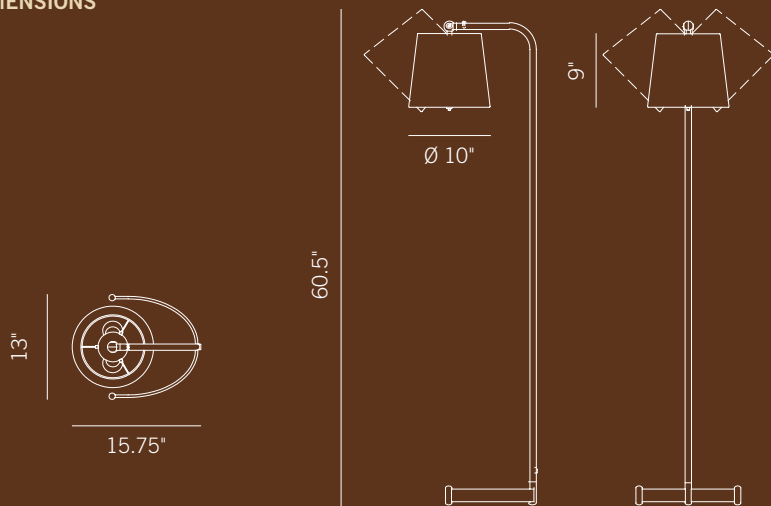
Egon



Egon Floor Lamp

The Egon floor Lamp features a pivoting shade, which can be rotated and tilted according to needs for directional light. Intended for placement near armchairs and in living rooms, this work of superior craftsmanship is topped in a natural silk shade that emits warm, diffuse light for reading and lounging.

DIMENSIONS



MATERIAL OPTIONS

Metal
Polished Nickel
Polished Brass

Shade
Silk

Cable
Black Color Textile

Electrical Specifications
2 × E26 40 W*

Weight
12 lb.

*all electrical parts are UL recognized components

©2017 These designs are the exclusive property of J.T. Kalmr GmbH and may not be copied or adapted for this or any other use without express written permission



KALMAR®
WERKSTÄTTEN

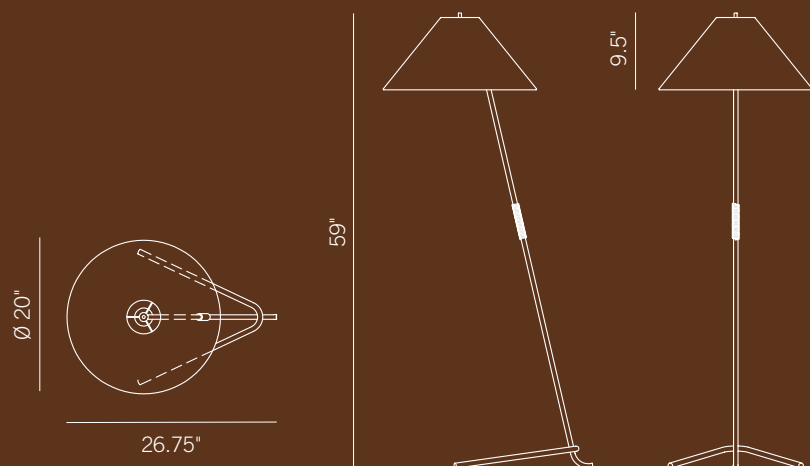
Hase BL



Hase BL Floor Lamp

The freestanding luminaire Hase is another exemplar of the Wiener Werkbund. Using simple metal tubing and the basic bending process, J.T. Kalmar designed a luminaire with a kinetic yet delicate posture. Hase is finished in a polished brass that is uninterrupted by the electrical cord, and it is partly wrapped in a tactile leather grip that serves as an organic foil to the lamp's precise fabrication.

DIMENSIONS



MATERIAL OPTIONS

Metal | Leather
Polished Brass | Natural

Shade
Silken

Cable
Wheat Color Textile

Electrical Specifications
1 × E26 60 W*

Weight
8.5 lb.

*all electrical parts are UL recognized components

©2017 These designs are the exclusive property of J.T. Kalmar GmbH and may not be copied or adapted for this or any other use without express written permission



Polished Brass | Natural Leather



KALMAR®
WERKSTÄTTEN

Kilo BL

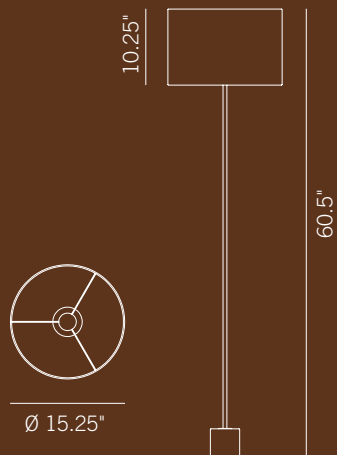


Polished Brass | Blackened Steel

Kilo BL Floor Lamp

Kilo derives its name from the milled cylinder that comprises its highly stable base. Yet the character of the design owes entirely to its asymmetrical pairing of that pure mass to a large shade. In combining the blackened, solid-steel base with a silken crown, designers J.T. Kalmar effected playfulness and elegance in a freestanding luminaire. Its slender shaft and metal details may be finished in a polished nickel or brass.

DIMENSIONS



MATERIAL OPTIONS

Stem | Base

Polished Nickel | Blackened Steel
Polished Brass | Blackened Steel

Shade

Silken

Cable

Black Color Textile

Electrical Specifications

1 × E26 100W*

Weight

15.5 lb.

*all electrical parts are UL recognized components

©2017 These designs are the exclusive property of J.T. Kalmar GmbH and may not be copied or adapted for this or any other use without express written permission



Polished Brass | Blackened Steel



Polished Nickel | Blackened Steel

KALMAR®
WERKSTÄTTEN



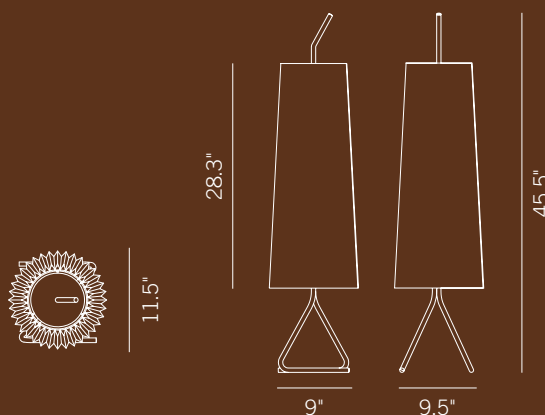
Fliegenbein SL



FLIEGENBEIN SL Standing Lamp

The Fliegenbein SL Standing Lamp is the most recent addition to the Fliegenbein family, expanding the character and functional applications of the range. The Fliegenbein SL Standing Lamp revises the proportions of the original Fliegenbein BL, with a truncated overall height and an elongated shade. The effect is of a lantern: the design's signature bent legs now peek out from under a silken pleated expanse that emits intimate, diffuse light. By pairing a modest size with bold visual gesture, Fliegenbein SL makes an inviting companion to an armchair or lounge. Its tubular steel may be finished in light and dark gray or brown matte lacquer, and the electrical cord is wheat-colored.

DIMENSIONS



MATERIAL OPTIONS

Metal
Brown, Dark Grey, Light Grey

Shade
Silken Pleated

Cable
Wheat Color Textile

Electrical Specifications
4 × E14 40 W 4 × E12 40W*

Weight
7 lb.

*all electrical parts are UL recognized components

©2017 These designs are the exclusive property of J.T. Kalmar GmbH and may not be copied or adapted for this or any other use without express written permission



**GERMAN
DESIGN
AWARD
SPECIAL
2016**



**SHORTLISTED
WORLD
INTERIORS
NEWS**








KALMAR®
WERKSTÄTTEN



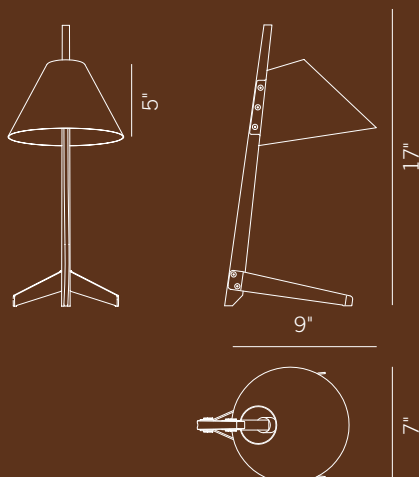
Billy TL



Billy TL Table Lamp

Billy proves that utilitarian design—the honest construction of simple materials—can both reflect an industrial heritage and perfectly accent a domestic environment. The table lamp comprises three matt-lacquer metal pieces projecting from an oak stem, which is unstained but finished in a clear protective coating.

DIMENSIONS



MATERIAL OPTIONS

Wood | Metal

Oak | Green, Yellow, Light Blue, Black, White

Shade

Metal

Cable

Wheat Color Textile

Electrical Specifications

1 × G9 40 W*

Weight

2 lb.

*all electrical parts are UL recognized components

©2017 These designs are the exclusive property of J.T. Kalmr GmbH and may not be copied or adapted for this or any other use without express written permission



Oak | Green



Oak | Light Blue



Oak | Yellow



Oak | White





KALMAR®
WERKSTÄTTEN

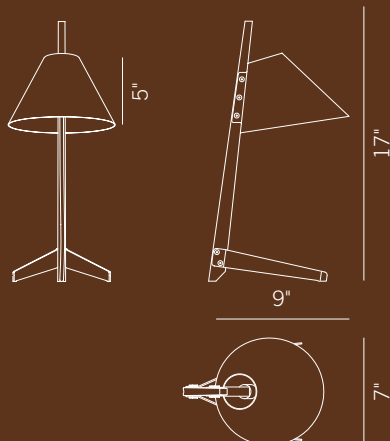
Billy TL Ilse Crawford Edition



Billy TL Table Lamp Ilse Crawford Edition

Billy TL Ilse Crawford Edition, was created by London-based designer and creative director Ilse Crawford for Kalmar Werkstätten. This new version elevates the Billy TL concept with materiality. A Rosewood stem standing on satin-brass feet replaces the unstained oak and colored lacquer of the original. Furthermore, the lampshade features a duotone finish—a matte-black exterior with satin brass underneath—enhancing the ambient feeling of the Ilse Crawford Billy TL edition. By attending to every detail of this Edition, Crawford has infused the Billy TL with her world-renowned sophistication, humility, and warmth.

DIMENSIONS



MATERIAL OPTIONS

Wood | Metal

Rosewood | Brass and Matt Black Laquered

Shade

Metal

Cable

Black Color Textile

Electrical Specifications

1 × G9 40W*

Weight

2 lb.

*all electrical parts are UL recognized components

©2017 These designs are the exclusive property of J.T. Kalmar GmbH and may not be copied or adapted for this or any other use without express written permission



KALMAR®
WERKSTÄTTEN



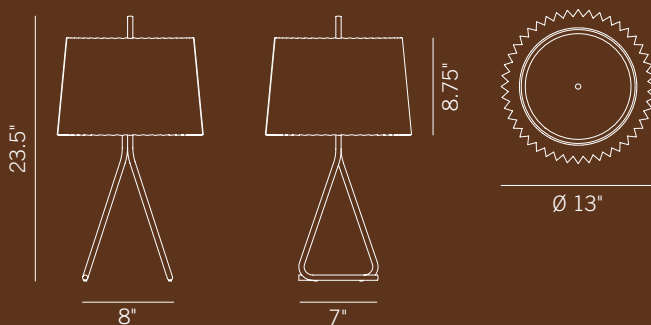
Fliegenbein TL



Fliegenbein TL Table Lamp

Fliegenbein TL translates Julius T. Kalmar's 1957 floor lamp of the same name for a table environment. Like the original, the smaller product features two bent metal tubes merging into a single shaft. A pleated silken shade suspends near the top of this steel column, which is painstakingly finished in light and dark gray or brown matte lacquers. Fliegenbein is a versatile addition to both modern and transitional interior environments, and the three available colorways adapt the composition for industrial or organic design schemes.

DIMENSIONS



MATERIAL OPTIONS

Metal
Brown, Dark Grey, Light Grey

Shade
Silken Pleated

Cable
Wheat Color Textile

Electrical Specifications
2 × E14 40 W*

Weight
4.40 lb.

*all electrical parts are UL recognized components

©2017 These designs are the exclusive property of J.T. Kalmar GmbH and may not be copied or adapted for this or any other use without express written permission








KALMAR®
WERKSTÄTTEN



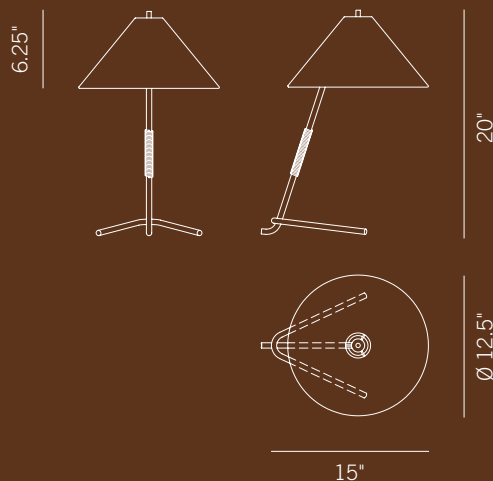
Hase TL



Hase TL Table Lamp

J.T. Kalmar created Hase by bending simple tubular metal and finishing it in polished brass. The table lamp assumes a more anthropomorphic quality than the floor model from which it is derived. In both cases, the naturally colored electrical cord blends in with Hase's canted lines. A leather grip permits easy repositioning across a desk or side table, where Hase provides directional and ambient light from a silken shade.

DIMENSIONS



MATERIAL OPTIONS

Metal | Leather
Polished Brass | Natural

Shade
Silken

Cable
Wheat Color Textile

Electrical Specifications
1 × E12 40W*

Weight
2.6 lb.

*all electrical parts are UL recognized components

©2017 These designs are the exclusive property of J.T. Kalmar GmbH and may not be copied or adapted for this or any other use without express written permission



KALMAR®
WERKSTÄTTEN



Kilo TL



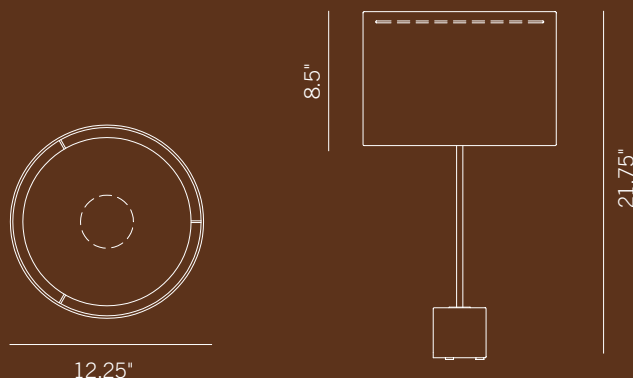
Polished Nickel



Kilo TL Table Lamp

Kilo comprises a milled cylinder of blackened solid steel and a silken shade, linked by a slender tube finished in polished nickel or brass. The pairing of small base and large shade seems to defy rules of balance, yet, standing 21,75" high, the table lamp is a counterpoint to the delightful precariousness of the floor-lamp design. Its appearance of greater stability makes this luminaire suitable for console tables and other delicate surfaces, particularly in areas that would benefit from ambient illumination.

DIMENSIONS



MATERIAL OPTIONS

Stem | Base

Polished Nickel | Blackened Steel
Polished Brass | Blackened Steel

Shade

Silken

Cable

Black Color Textile

Electrical Specifications

1 × E12 40W*

Weight

8.5 lb.

*all electrical parts are UL recognized components

©2017 These designs are the exclusive property of J.T. Kalmar GmbH and may not be copied or adapted for this or any other use without express written permission



Polished Nickel | Blackened Steel



Polished Brass | Blackened Steel

KALMAR®
WERKSTÄTTEN

***Edition out of stock**

Kilo TL Emperador



*Edition out of stock

KALMAR®
WERKSTÄTTEN



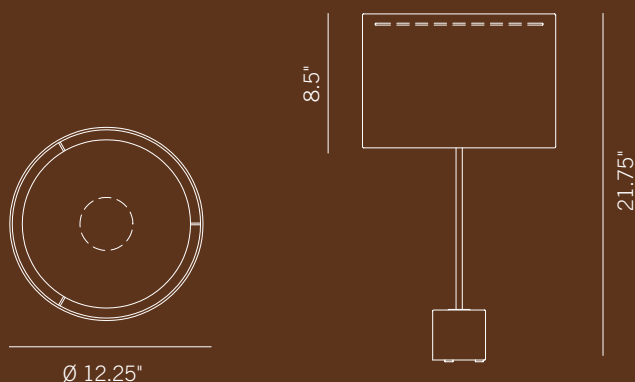
Kilo TL Nero Portoro



Kilo TL Nero Portoro Limited Edition

This second limited re-edition with a marble base infuses Kalmar Werkstätten's beloved Kilo design with warm, sumptuous personality. Here, a polished nickel stem springs from a cylinder carved of black Nero Portoro marble. The pairing is crowned in an elegant silken shade, which seems to defy rules of balance. The contrast of volumes is the primary source of Kilo's character, and it makes the table lamp suitable for delicate surfaces. The unique material palette maximizes visual impact in all spaces. Produced in a series of 100.

DIMENSIONS



MATERIAL OPTIONS

Stem | Base

Polished Nickel | Nero Portoro Marble

Shade

Silken

Cable

Black Color Textile

Electrical Specifications

1 × E12 40W*

Weight

4.5 lbs.

*all electrical parts are UL recognized components


©2017 These designs are the exclusive property of J.T. Kalmar GmbH and may not be copied or adapted for this or any other use without express written permission



KALMAR®
WERKSTÄTTEN



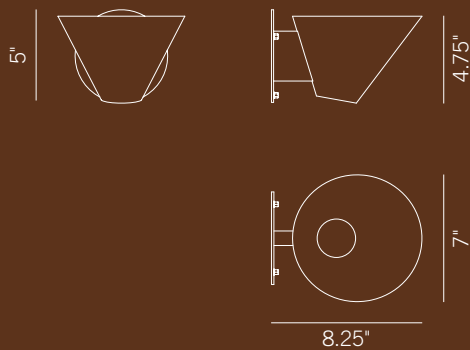
Billy WL



Billy WL Wall Lamp

The Billy lamp series proves that utilitarian design the honest construction of simple materials can both reflect an industrial heritage and perfectly accent a domestic environment. The wall lamp Billy WL includes fabricated metal coated in a matt-lacquer finish, and its disc-like mounting plate exposes a series of carefully located fasteners enabling use as both up lighting or down lighting fixture.

DIMENSIONS



MATERIAL OPTIONS

Metal
Green, Yellow, Light Blue, Black, White

Electrical Specifications
1 x G9 40 W*

Weight
1.8 lb.

*all electrical parts are UL recognized components

©2017 These designs are the exclusive property of J.T. Kalmar GmbH and may not be copied or adapted for this or any other use without express written permission



Black



Light Blue



Yellow



White



KALMAR®
WERKSTÄTTEN



Keule WL




Black Bronze with Highlighted Edges | Satin Opal



Black Bronze with Highlighted Edges | Solid Crystal with Hammer Texture



Black Bronze with Highlighted Edges | Solid Crystal

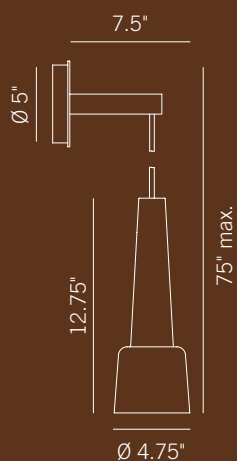


Black Bronze with Highlighted Edges | Satin Opal with Cast Ring

Keule WL Wall Lamp

An accompaniment to the Keule 1 | 2 and 5 pendant luminaires. The Keule wall light comprises a milled wall plate with an affixed rectangular bracket finished in black bronze or matt black lacquer, from which the luminaire unit is suspended. The proprietary black cord permits height adjustment to a maximum of 90 cm.

DIMENSIONS



MATERIAL OPTIONS

Metal

Black Bronze with Highlighted Edges
Matt Black Lacquer

Shade

Satin Opal | Blown with Hammered Texture | Solid Crystal

Cable

Black Color Textile

Electrical Specifications

1 x G9 40 W*

Weight

4.5 lb. | 9 lb.

Accessory

Cast Ring in Black Bronze with Highlighted Edges

*all electrical parts are UL recognized components

©2017 These designs are the exclusive property of J.T. Kalmr GmbH and may not be copied or adapted for this or any other use without express written permission



KALMAR®
WERKSTÄTTEN



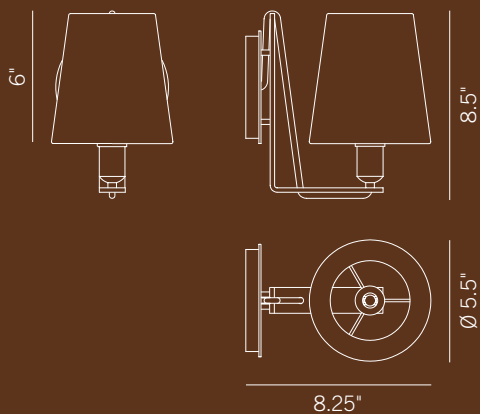
Krems



Krems Wall Lamp

Krems' polished nickel and polished brass mounting plate reflects soft light cast by a single lamp. Conceived by J.T. Kalmar as a study in contrasts, the armature also includes a black textile cord created exclusively for Kalmar Werkstätten. Perfectly suited for flanking mirrors, the luminaire provides small-scale task lighting as well as atmospheric light in larger rooms.

DIMENSIONS



MATERIAL OPTIONS

Metal
Polished Nickel
Polished Brass

Shade
Silk

Cable
Black Color Textile

Electrical Specifications
1 × G9 40 W*

Weight
3.3 lb.

*all electrical parts are UL recognized components

©2017 These designs are the exclusive property of J.T. Kalmar GmbH and may not be copied or adapted for this or any other use without express written permission



KALMAR®
WERKSTÄTTEN



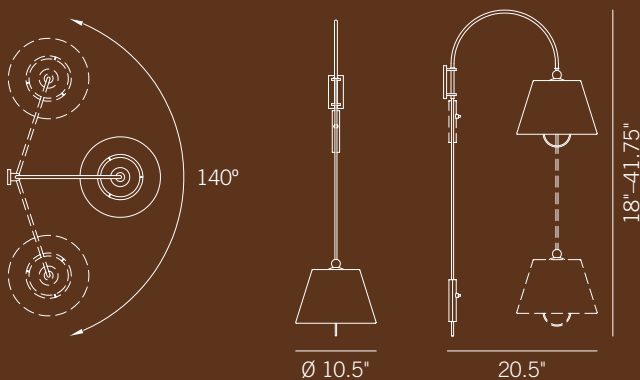
Reibe



Reibe Wall Lamp

The Reibe wall-mounted luminaire is a perfect bedside companion. J.T. Kalmar designed the sconce with flexibility of nighttime reading: The polished nickel and polished brass frame pivots left and right, while the exposed textile cord permits vertical reconfiguration.

DIMENSIONS



MATERIAL OPTIONS

Metal
Polished Nickel
Polished Brass

Shade
Silk

Cable
Black Color Textile

Electrical Specifications
1 × E27 60 W*

Weight
4 lb.

*all electrical parts are UL recognized components

©2017 These designs are the exclusive property of J.T. Kalmar GmbH and may not be copied or adapted for this or any other use without express written permission



KALMAR®
WERKSTÄTTEN

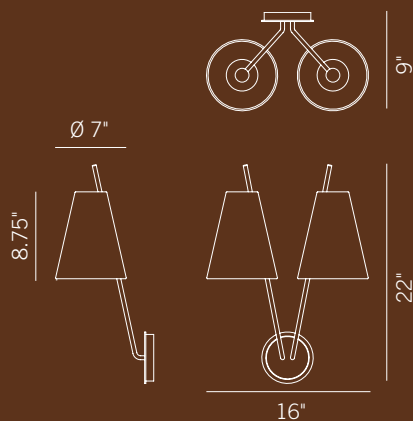


Polished Brass | Silk Shade

Zweig Wall Lamp

Conceived by J.T. Kalmar for anterooms, corridors, or as accent lighting, this early-1950s double sconce produces soft ambient and downlight. Two shades are finished in natural, textured silk. Milled wall plate and metal arms can be specified in one of four finishes: polished brass, black bronze, matt black lacquer or polished nickel.

DIMENSIONS



MATERIAL OPTIONS

Metal

Polished Brass
 Black Bronze with Highlighted Edges
 Matt Black Lacquer
 Polished Nickel

Shade

Silk

Electrical Specifications

2 × E14 40 W*

Weight

4 lb.

*all electrical parts are UL recognized components

©2017 These designs are the exclusive property of J.T. Kalmar GmbH and may not be copied or adapted for this or any other use without express written permission





Black Bronze with Highlighted Edges | Silk Shade



Black Bronze with Highlighted Edges | Silk Shade



KALMAR®
WERKSTÄTTEN

Admont

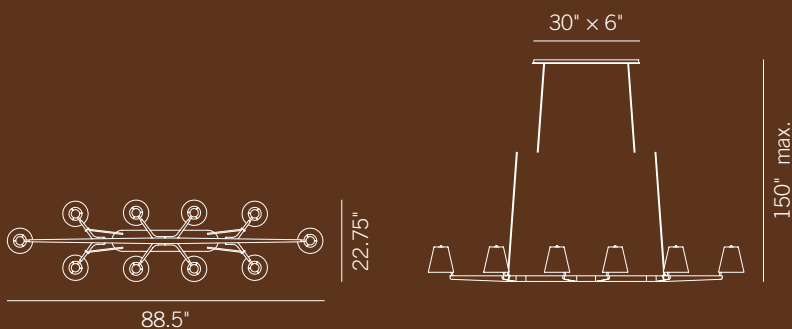


Rosewood | Black Bronze with Highlighted Edges

Admont Pendant

J.T. Kalmar conceived this impressive Wiener Werkbund design in 1930. Fitted with 10 arms and as many incandescent lamps, Admont is an elegant and organic sculptural accompaniment to dining tables of varying lengths. The oiled rosewood, wenge, oak or walnut frame branches into individual lamp holders, which are protected by natural silk shades that completely eliminate glare from a 60-degree angle. Admont features the proprietary black cord that distinguishes the Kalmar Werkstätten brand, and metal may be finished in blackened bronze or matt black lacquer.

DIMENSIONS



MATERIAL OPTIONS

Wood | Metal

Rosewood | Black Bronze with Highlighted Edges
 Wenge | Black Bronze with Highlighted Edges
 Hardwood, Satin Matt Black Lacquer | Matt Black Lacquer
 Oak | Matt Black Lacquer
 Oak | Black Bronze with Highlighted Edges
 American Walnut | Black Bronze with Highlighted Edges

Shade

Silk

Cable

Black Color Textile

Electrical Specifications

10 × E27 40 W*

Weight

30 lb.

*all electrical parts are UL recognized components

©2017 These designs are the exclusive property of J.T. Kalmar GmbH and may not be copied or adapted for this or any other use without express written permission



Rosewood | Black Bronze with Highlighted Edges



Rosewood | Black Bronze with Highlighted Edges



KALMAR®
WERKSTÄTTEN

Admont 6

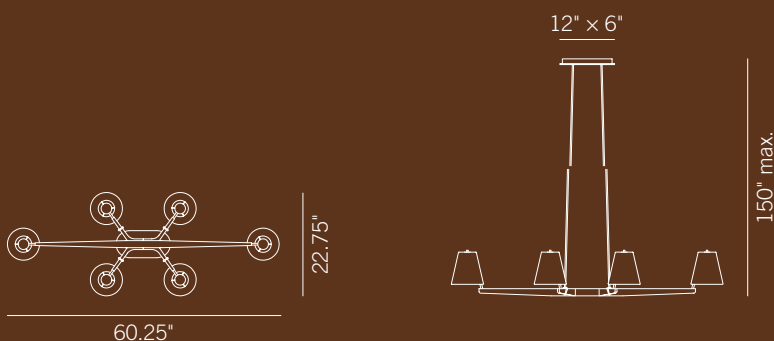


Rosewood | Black Bronze with Highlighted Edges

Admont 6 Pendant

J.T. Kalmar conceived this impressive Wiener Werkbund design in 1930. Fitted with 6 arms and as many incandescent lamps, Admont is an elegant and organic sculptural accompaniment to dining tables of varying lengths. The oiled rosewood, wenge, oak or walnut frame branches into individual lamp holders, which are protected by natural silk shades that completely eliminate glare from a 60-degree angle. Admont features the proprietary black cord that distinguishes the Kalmar Werkstätten brand, and metal may be finished in blackened bronze or matt black lacquer.

DIMENSIONS



MATERIAL OPTIONS

Wood | Metal

Rosewood | Black Bronze with Highlighted Edges
 Wenge | Black Bronze with Highlighted Edges
 Hardwood, Satin Matt Black Lacquer | Matt Black Lacquer
 Oak | Matt Black Lacquer
 Oak | Black Bronze with Highlighted Edges
 American Walnut | Black Bronze with Highlighted Edges

Shade

Silk

Cable

Black Color Textile

Electrical Specifications

6 x E27 40 W*

Weight

14 lb.

*all electrical parts are UL recognized components

©2017 These designs are the exclusive property of J.T. Kalmar GmbH and may not be copied or adapted for this or any other use without express written permission



Rosewood | Black Bronze with Highlighted Edges



Rosewood | Black Bronze with Highlighted Edges



KALMAR®
WERKSTÄTTEN



Holzstern

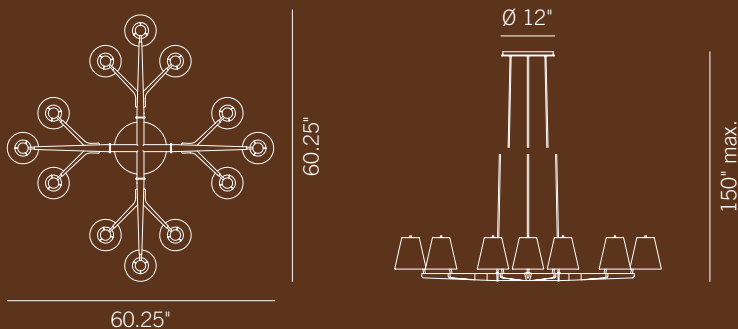


Rosewood | Black Bronze with Highlighted Edges

Holzstern Pendant

J.T. Kalmar designed the chandelier Holzstern in the 1930s as an adaptation of the Admont. The result is a scaled-up luminaire tailored for larger rooms, or for lighting square or round tables whose diameter measures as much as 2.4 meters. The branch-like frame, which is fabricated in rosewood, wenge, oak, hardwood or walnut, suspends from a solid milled ceiling panel on four cords. All metal parts are made of black bronze with highlighted edges, or finished in matt black lacquer.

DIMENSIONS



MATERIAL OPTIONS

Wood | Metal

- Rosewood | Black Bronze with Highlighted Edges
- Wenge | Black Bronze with Highlighted Edges
- Hardwood, Satin Matt Black Lacquer | Matt Black Lacquer
- Oak | Matt Black Lacquer
- Oak | Black Bronze with Highlighted Edges
- American Walnut | Black Bronze with Highlighted Edges

Shade

Silk

Cable

Black Color Textile

Electrical Specifications

12 x E27 40 W*

Weight

24 lb.

*all electrical parts are UL recognized components

©2017 These designs are the exclusive property of J.T. Kalmar GmbH and may not be copied or adapted for this or any other use without express written permission

KALMAR®
WERKSTÄTTEN



Hallstatt

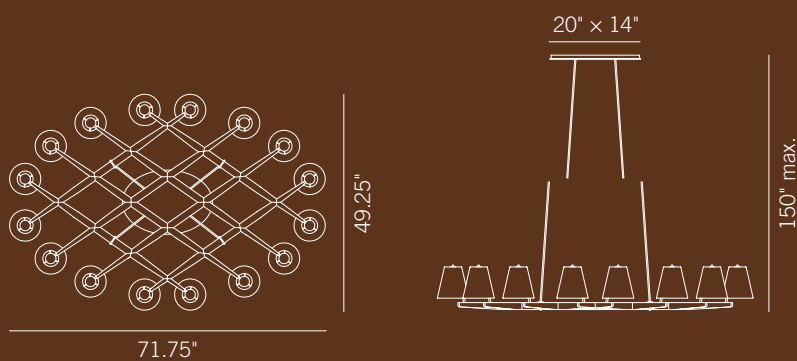


Rosewood | Black Bronze with Highlighted Edges

Hallstatt Pendant

Designed more than two decades after the launch of the Admont and Holzstern luminaires, the chandelier Hallstatt is a specific adaptation of those predecessors to entrance areas and small lobbies. In addition to providing consumers with a 1.85-meter-diameter light fixture, J.T. Kalmar used Hallstatt as an opportunity to reinterpret armature design as a stable latticework made of rosewood, wenge, oak, hardwood or walnut finished in a wax coating or matt black lacquer.

DIMENSIONS



MATERIAL OPTIONS

Wood | Metal

- Rosewood | Black Bronze with Highlighted Edges
- Wenge | Black Bronze with Highlighted Edges
- Hardwood, Satin Matt Black Lacquer | Matt Black Lacquer
- Oak | Matt Black Lacquer
- Oak | Black Bronze with Highlighted Edges
- American Walnut | Black Bronze with Highlighted Edges

Shade

Silk

Cable

Black Color Textile

Electrical Specifications

16 x E27 40 W*

Weight

38 lb.

*all electrical parts are UL recognized components

©2017 These designs are the exclusive property of J.T. Kalmar GmbH and may not be copied or adapted for this or any other use without express written permission



KALMAR®
WERKSTÄTTEN

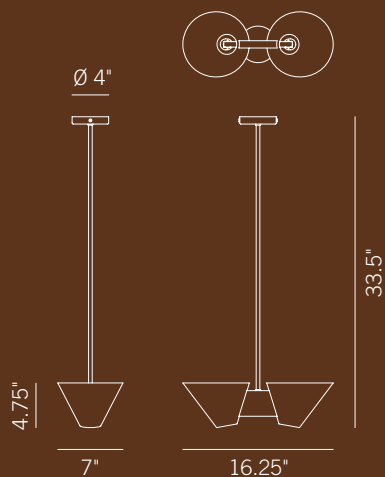
Billy DL



Billy DL Ceiling Lamp

The Billy lamp series proves that utilitarian design—the honest construction of simple materials—can both reflect an industrial heritage and perfectly accent a domestic environment. The Billy DL ceiling lamps combine several signature metal shades into a clean and unobtrusive uplight.

DIMENSIONS



MATERIAL OPTIONS

Metal
Green, Yellow, Light Blue, Black, White

Electrical Specifications
2 × G9 60 W*

Weight
3.5 lb.

*all electrical parts are UL recognized components

©2017 These designs are the exclusive property of J.T. Kalmár GmbH and may not be copied or adapted for this or any other use without express written permission



Black




White



Light Blue



Yellow



KALMAR®
WERKSTÄTTEN



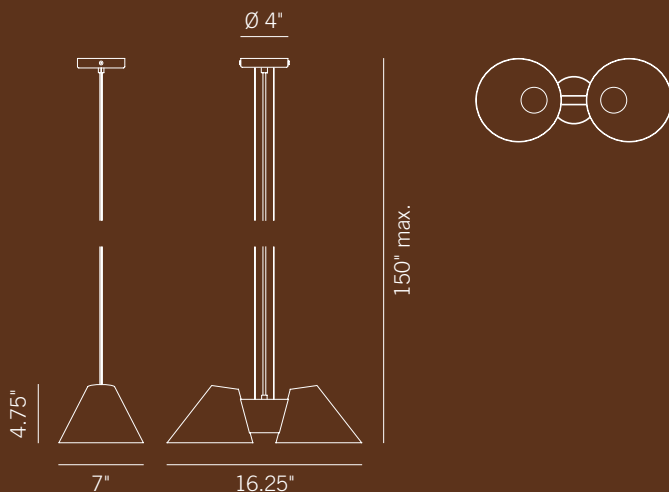
Billy HL



Billy HL Pendant Lamp

The Billy lamp series proves that utilitarian design—the honest construction of simple materials—can both reflect an industrial heritage and perfectly accent a domestic environment. Comprising multiple signature metal Billy shades, the Billy HL uniquely furnishes a variety of downlighting scenarios.

DIMENSIONS



MATERIAL OPTIONS

Metal
Green, Yellow, Light Blue, Black, White

Cable
Wheat Color Textile

Electrical Specifications
2 × G9 40 W*

Weight
3 lb.

*all electrical parts are UL recognized components

©2017 These designs are the exclusive property of J.T. Kalmr GmbH and may not be copied or adapted for this or any other use without express written permission



Black



Green



Light Blue



Yellow



A circular logo with a dark brown background. The text "KALMAR" is in a large, bold, serif font with a registered trademark symbol. Below it, "WERKSTÄTTEN" is in a smaller, all-caps, sans-serif font.

KALMAR[®]
WERKSTÄTTEN



Spinne 35 Hanging Lamp



Lamp

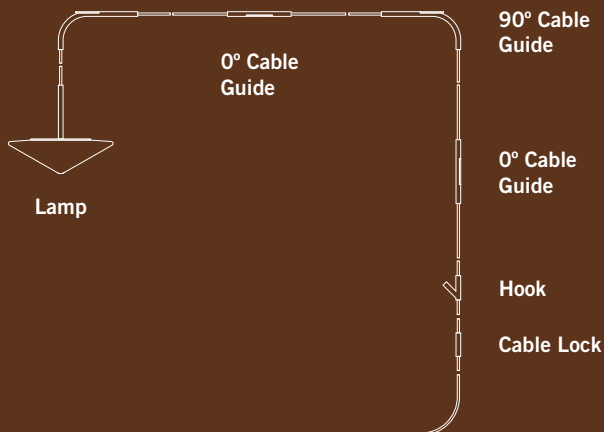


90° Cable Guide

Spinne 35 Hanging Lamp

The Spinne 35 hanging lamp is the second version of the modular Spinne lighting system. It operates without ceiling electrification, its system of metal elements and an elegant textile cable guiding power from the nearest wall outlet to a cone-shaped glass shade. The Spinne suggests a contemporary attitude in the manner the adjustable cable wraps jauntily around a wall-mounted plate, or in the LEDs glowing from within the glass.

SAMPLE CONFIGURATION



MATERIAL OPTIONS

Metal

Polished Brass | Polished Copper | Polished Nickel

Shade

Glass

Cable

Black or wheat colored textile

Electrical Specifications


Custom LED 10W (not dimmable)

Weight*

13 lbs.**

*weight dependent on the type of metal and the total components in configuration
**listed weight based on minimum number of components

©2017 These designs are the exclusive property of J.T. Kalmar GmbH and may not be copied or adapted for this or any other use without express written permission



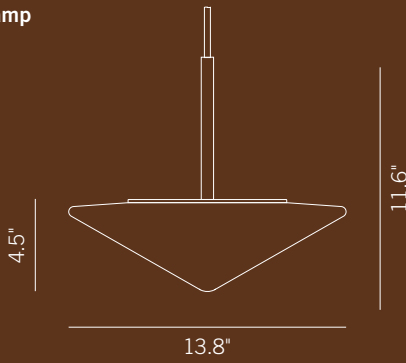
0° Cable Guide + Cable Lock



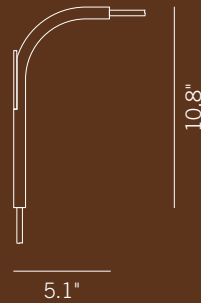
Hook

**COMPONENTS
DIMENSIONS**

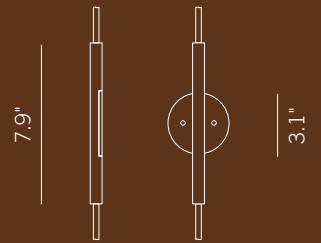
Lamp



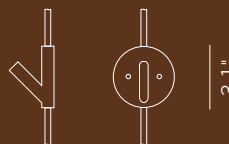
**90° Cable
Guide**



**0° Cable
Guide**



Hook



Cable Lock



©2017 These designs are the exclusive property of J.T. Kalmár GmbH and may not be copied or adapted for this or any other use without express written permission



Polished Copper



Polished Brass



Polished Brass



Polished Nickel



Polished Nickel

KALMAR®
WERKSTÄTTEN

Spinne Hanging Lamp





Polished Nickel



Black Anodized



Polished Copper



Polished Brass



Lamp

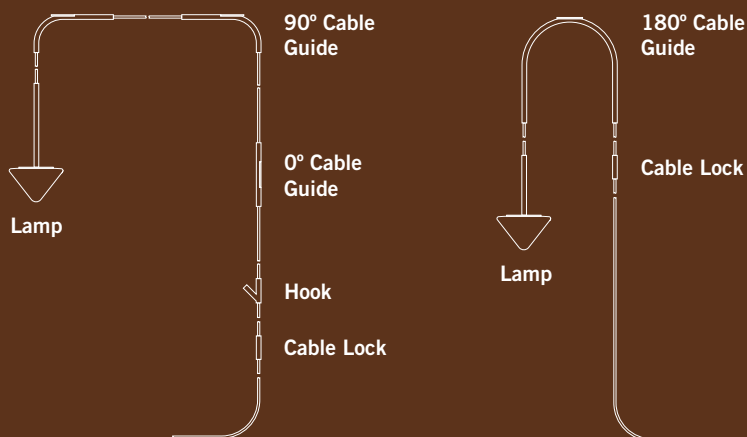


90° Cable Guide

Spinne Hanging Lamp

The Spinne lighting system provides pendant lighting without ceiling hardwiring. The system's components, available in brass, copper, nickel and black finishes, elegantly guide the cable from the socket to the desired suspension point as if it were the silk thread of a spider. Its cone-shaped glass shade with satin-finish emits a warm ambient light. The brand's signature wheat colour textile cable allows for various suspension lengths in a variety of interior settings.

SAMPLE CONFIGURATIONS



MATERIAL OPTIONS

Metal

Matt Black Anodized Aluminum | Polished Brass
Polished Copper | Polished Nickel

Shade

Glass

Cable

Black or wheat colored textile

Electrical Specifications


Custom LED 10W (not dimmable)

Weight*

4.4 lbs. – 6.8 lbs.**

*weight dependent on the type of metal and the total components in configuration
**listed weight based on minimum number of components

©2017 These designs are the exclusive property of J.T. Kalmar GmbH and may not be copied or adapted for this or any other use without express written permission



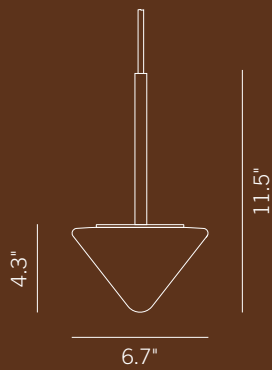
0° Cable Guide + Cable Lock




Hook

**COMPONENTS
DIMENSIONS**

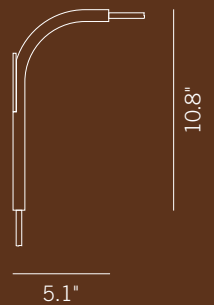
Lamp



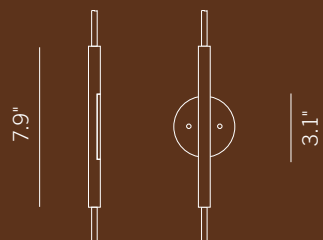
180° Cable Guide



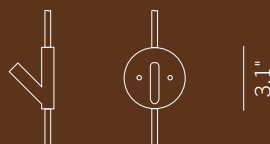
90° Cable Guide



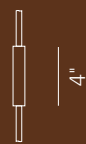
0° Cable Guide



Hook



Cable Lock



©2017 These designs are the exclusive property of J.T. Kalmár GmbH and may not be copied or adapted for this or any other use without express written permission





KALMAR®
WERKSTÄTTEN



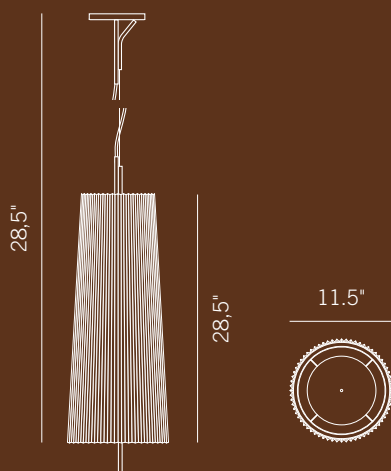
Fliegenbein PL Pendant Lamp



Fliegenbein PL Pendant Lamp

Mirroring the silhouette of the Fliegenbein SL standing lamp, Fliegenbein PL produces overhead ambient light that filters through a pleated silken shade and a frosted glass diffuser. Its elongated shade injects modern personality into a space. Single and double tubes—in light grey, dark grey, or brown matte lacquers—harmonize with the Fliegenbein series' signature splayed leg. A wheat-coloured electrical cord embraces the fixture's braided-steel suspension wire.

DIMENSIONS



MATERIAL OPTIONS

Metal
Matt Lacquered Brown, Dark Grey, Light Grey

Shade
Silken

Cable
Wheat Color Textile

Electrical Specifications
4 × E14* 40W

Weight
9 lb.

*all electrical parts are UL recognized components

©2017 These designs are the exclusive property of J.T. Kalmar GmbH and may not be copied or adapted for this or any other use without express written permission





KALMAR®
WERKSTÄTTEN

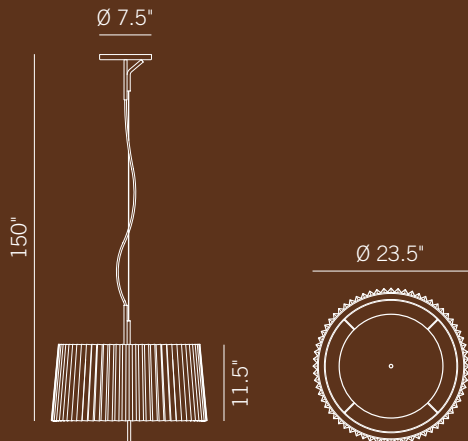
Fliegenbein HL



Fliegenbein HL Pendant

Producing overhead ambient light that filters through a pleated silken shade and a frosted glass diffuser, Fliegenbein HL expands the Fliegenbein family into ceiling applications. Like the table and floor versions, the pendant's voluminous shade has classic appeal, while the dialogue between shade and slender armature injects modern personality into a space. HL also features single and double tubes—available in light gray, dark grey, or brown matte lacquers—in its shade and mounting plate that harmonize with the overall Fliegenbein series's signature splayed leg. A wheat-colored electrical cord dances around the fixture's braided-steel suspension wire.

DIMENSIONS



MATERIAL OPTIONS

Metal
Matt Lacquered Brown, Dark Grey, Light Grey

Shade
Silken Pleated, Satinated Glass Diffuser

Cable
Wheat Color Textile

Electrical Specifications
4 × E27* 40 W

Weight
9.03 lb.

*all electrical parts are UL recognized components

©2017 These designs are the exclusive property of J.T. Kalmr GmbH and may not be copied or adapted for this or any other use without express written permission



KALMAR®
WERKSTÄTTEN



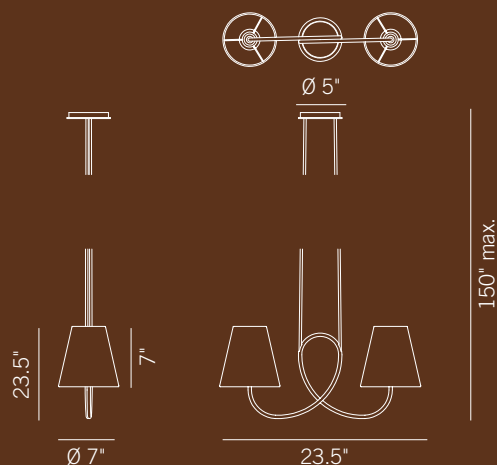
Posthorn



Posthorn Pendant

Posthorn features a charming polished nickel and polished brass loop-de-loop terminating in natural silk shades, which emit ambient light in all directions. The delightful, yet minimalist piece suspends from a milled ceiling panel on two adjustable textile cords created specifically for Kalmar Werkstätten.

DIMENSIONS



MATERIAL OPTIONS

Metal
Polished Nickel
Polished Brass

Shade
Silk

Cable
Black Color Textile

Electrical Specifications
 $2 \times \text{E14 } 40 \text{ W}^*$

Weight
4 lb.

*all electrical parts are UL recognized components

©2017 These designs are the exclusive property of J.T. Kalmar GmbH and may not be copied or adapted for this or any other use without express written permission





KALMAR®
WERKSTÄTTEN

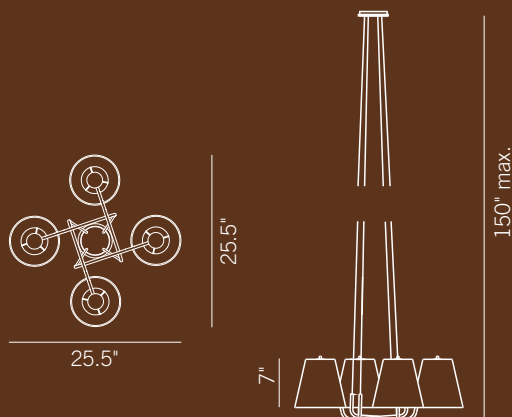
Corona



Corona Pendant

Comprising four silk shades spaced closely on a loose basketweave polished nickel and polished brass frame, Corona provides downward and ambient light for smaller rooms and dining tables. The suspended luminaire hangs on four of Kalmar Werkstätten's signature black textile cords from a solid milled ceiling.

DIMENSIONS



MATERIAL OPTIONS

Metal
Polished Nickel
Polished Brass

Shade
Silk

Cable
Black Color Textile

Electrical Specifications
4 × E27 40 W*

Weight
6 lb.

*all electrical parts are UL recognized components

©2017 These designs are the exclusive property of J.T. Kalmar GmbH and may not be copied or adapted for this or any other use without express written permission



KALMAR®
WERKSTÄTTEN

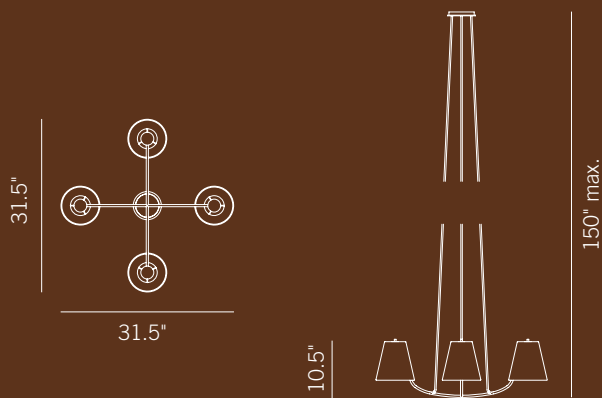
Mexiko



Mexiko Pendant

The Mexiko chandelier gracefully hovers below the ceiling on four cords and emits bright, functional light suitable for intimate dining tables as well as small rooms and anterooms. J.T. Kalmar's 1940s-era luminaire is finished in a polished nickel and polished brass frame and natural silk lamp shades.

DIMENSIONS



MATERIAL OPTIONS

Metal
Polished Nickel
Polished Brass

Shade
Silk

Cable
Black Color Textile

Electrical Specifications
4 × E27 40 W*

Weight
6.4 lb.

*all electrical parts are UL recognized components

©2017 These designs are the exclusive property of J.T. Kalmar GmbH and may not be copied or adapted for this or any other use without express written permission



KALMAR®
WERKSTÄTTEN



Keule 1



Satin Opal



Solid Crystal with Cast Ring

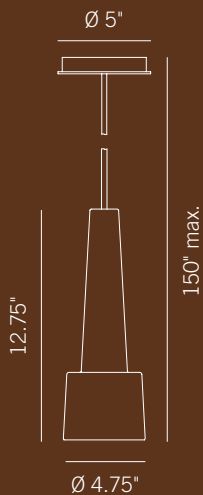


Solid Crystal with Hammer Texture

Keule 1 Pendant

The Keule suspended luminaire is available in one, two or five pendants, in several versions. Each pendant is a tapered unit terminating in a bell shape. The frosted opal-glass and embossed-crystal cones are fitted with three pins; the transparent crystal cone does not require pins. A black-bronze ring may encircle any pendant, and the frame is finished in that treatment or in matt black lacquer.

DIMENSIONS



MATERIAL OPTIONS

Metal

Black Bronze with Highlighted Edges
Matt Black Lacquer

Shade

Satin Opal | Blown with Hammered Texture | Solid Crystal

Cable

Black Color Textile

Electrical Specifications

1 × G9 40 W*

Weight

4 lb. | 4 lb. | 8.5 lb.

Accessory

Cast Ring in Black Bronze with Highlighted Edges

*all electrical parts are UL recognized components

©2017 These designs are the exclusive property of J.T. Kalmr GmbH and may not be copied or adapted for this or any other use without express written permission



KALMAR[®]
WERKSTÄTTEN



Keule 2



Black Bronze | Satin Opal

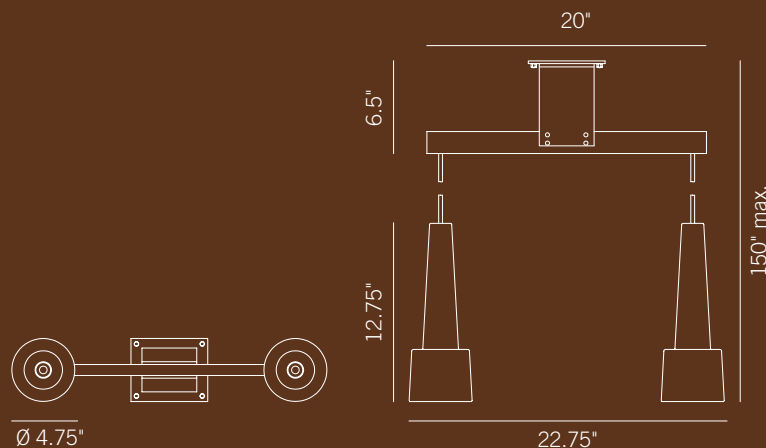


Black Bronze | Solid Crystal with Cast Ring

KEULE 2 Pendant

J.T. Kalmar created the Keule 2 Pendant as the missing link between the single-unit chandelier and the quintet version of the luminaire. The adjustable, cord fitted pendant can be specified in as many crystal or glass variations as its cousins, and in black bronze or black matt lacquer finishes. And though the double pendant Keule was intended for small restaurant tables or home bars, its potential applications are equally endless.

DIMENSIONS



MATERIAL OPTIONS

Metal

Black Bronze with Highlighted Edges
Matt Black Lacquer

Shade

Satin Opal | Blown with Hammered Texture | Solid Crystal

Cable

Black Color Textile

Electrical Specifications

2 × G9 40 W*

Weight

10 lb. | 10 lb. | 20 lb.

Accessory

Cast Ring in Black Bronze with Highlighted Edges

*all electrical parts are UL recognized components

©2017 These designs are the exclusive property of J.T. Kalmar GmbH and may not be copied or adapted for this or any other use without express written permission



KALMAR®
WERKSTÄTTEN

Keule 5

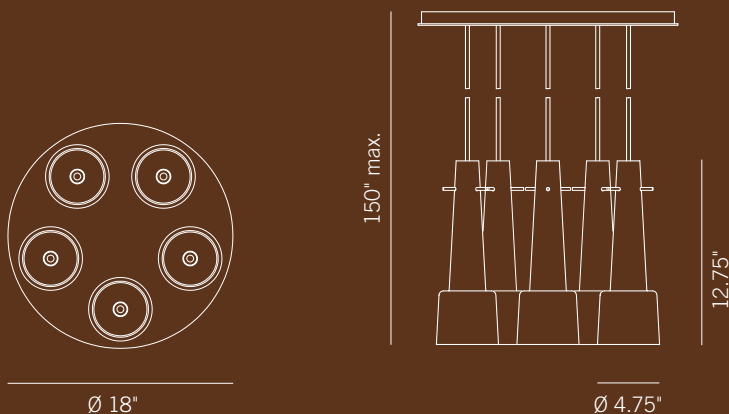


Solid Crystal

KEULE 5 Pendant

The Keule suspended luminaire is available in 1 | 2 or 5 pendants, in several versions. Each pendant is a tapered unit terminating in a bell shape. The frosted opalglass and embossed-crystal cones are fitted with three pins; the transparent crystal cone does not require pins. A blackened-bronze attachment ring may encircle any pendant, and the frame is finished in that treatment or in matte black lacquer.

DIMENSIONS



MATERIAL OPTIONS

Metal

Black Bronze with Highlighted Edges
Matt Black Lacquer

Shade

Satin Opal | Blown with Hammered Texture | Solid Crystal

Cable

Black Color Textile

Electrical Specifications

5 × G9 40 W*

Weight

21 lb. | 21 lb. | 44 lb.

Accessory

Cast Ring in Black Bronze with Highlighted Edges

*all electrical parts are UL recognized components

©2017 These designs are the exclusive property of J.T. Kalmar GmbH and may not be copied or adapted for this or any other use without express written permission

KALMAR®
WERKSTÄTTEN



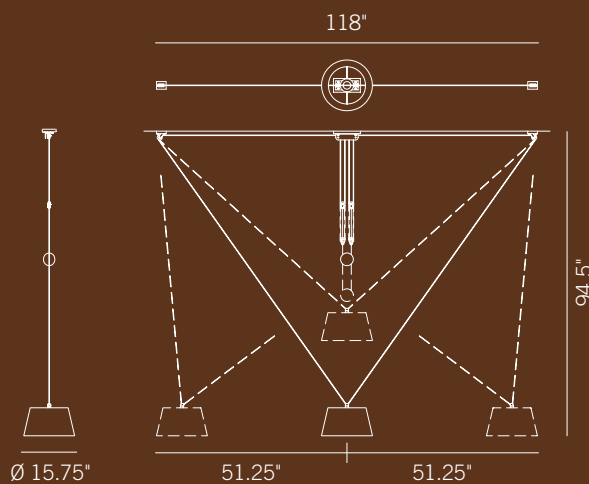
Zug



Zug Adjustable Pendant

J.T. Kalmar designed the sculptural pendant Zug especially for providing directional light above desks. It achieves both vertical and lateral adjustability by means of a ceiling-mounted system: a central rectangular ceiling panel fitted with three rollers and a ball-shaped counterweight fixed to two additional rollers by means of steel cord.

DIMENSIONS



MATERIAL OPTIONS

Metal
Polished Nickel

Shade
Silk


Cable
Black Color Textile

Electrical Specifications
1 × E27 100 W*


Weight
16.3 lb.

*all electrical parts are UL recognized components

©2017 These designs are the exclusive property of J.T. Kalmar GmbH and may not be copied or adapted for this or any other use without express written permission



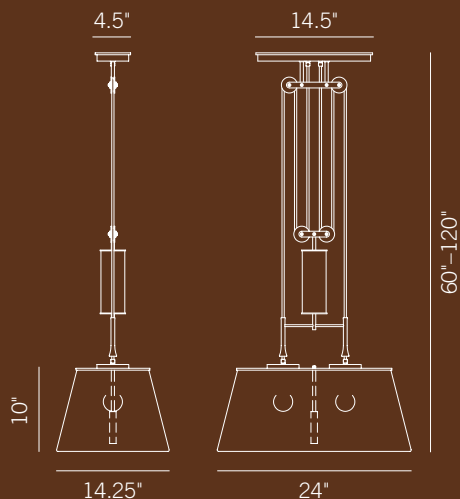
Zylinderzug



Zylinderzug Adjustable Pendant

The Zylinderzug suspended luminaire boasts a large, oval silk shade. Its height adjusts via Kalmár Werkstätten's signature black cord running through four rollers suspended from a ceiling plate, with the counterweight located in the central cylinder. The mechanism, equally an aesthetic accomplishment, is finished in black bronze featuring highlighted edges.

DIMENSIONS



MATERIAL OPTIONS

Metal

Black Bronze with Highlighted Edges

Shade

Silk

Cable

Black Color Textile

Electrical Specifications

2 × E27 60 W*

Weight

19 lb.

*all electrical parts are UL recognized components

©2017 These designs are the exclusive property of J.T. Kalmár GmbH and may not be copied or adapted for this or any other use without express written permission

